

INFORMATION SIGNS


These signs provide useful information to motorists.



Parking place



Parking for lorries only



No through road
(Road on the right does not lead to another road)



No through road
(Road ends in a short distance)



For buses only



Bus stop
(No parking or stopping within 9 metres of the bus stop or within the bus bay except omnibuses)



For taxis only



For taxis only



Bus lane
(Vehicles other than omnibuses are not allowed to use this lane during restricted hours)

Normal Bus Lane Hours
(Denoted by a Continuous Yellow Line)



Full-Day Bus Lane Hours
(Denoted by a Continuous Yellow-and-Red Line)



Give-way to buses exiting
Slow down. Give way to buses exiting the bus bay




Mandatory Give-Way to Bus
Slow down at the first Give-Way Triangle road marking and watch out for buses exiting bays. Stop before the Give-Way lines and give way to buses which are waiting to leave the bay. Do not stay in the yellow Give-Way Bus Box



Three turning lanes ahead
Signal and filter to the correct lane



Four waiting lanes ahead
Vehicles waiting to turn may take any of the four waiting lanes. Stop for pedestrians crossing the road



Exclusive left turn and shared left turn lane ahead
(Usually along expressway)
Signal and filter to the correct lane



U-turn facility ahead
(Vehicles should U-turn after the sign)



U-turn sign with vehicle weight restriction
U-turn ahead for vehicles not exceeding the weight limit as stated on the sign



Red light camera ahead
Get ready to stop when the signals change to "Amber"



Start of expressway
(Vehicles should comply with the Expressway Rules after this point)



End of expressway
(Vehicles should slow down and drive within the speed limit of the road)



Rain shelter for motorcyclists



White walking sticks
(Slow down. Stop if necessary to give way to blind people crossing the road)



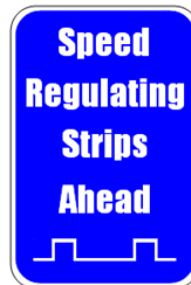
Any vehicle parked in this zone may be towed away



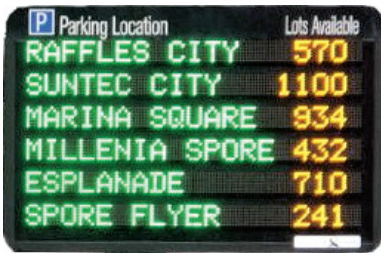
Traffic signals operating hours
Traffic signals in operation during stated hours



Any vehicle parked in this zone may have its wheel clamped



Speed regulating strips ahead
Slow down



Parking Guidance System
Provides real-time information on parking places availability at the major shopping establishments and offices



Your Speed Sign
An electronic device that displays the real time speeds of vehicles and alerts motorists that they are speeding. Motorists should obey the speed limit displayed and slow down